



Custom-designed versions



BRB 4

Boiler Pipe Preparation Machines

Compact design for precise and reproducible weld prep profiles.

For high-precision and reproducible weld prep profiles. Simultaneous facing, beveling, counterboring and axial turning of pipes made from high-alloy steel (stainless steel), low-alloy and carbon steel with the unique tool system QTC®. Designed for pipe end preparations and boiler pipe applications.

Advantages:


- Maximum performance and lightweight
- High-performance coated tool bit with two cutting edges
- Quick clamping system for tools with exact adjustment
- Ergonomic handling
- Tools adaptable on all BRB machines
- Low noise level
- Application optimised housing design

Your benefits:


- Increased productivity:
 - Reduced tool costs
 - Reduced manufacturing costs
 - Extremely durable
- Fast tool change
- Precise and reproducible weld prep profiles



Fast and sufficient preparation of customer specific applications




A wide range of tool holder WH and multifunctional tools MFW: Two or four-sided tool bits with high-performance protective coating against tool wear. For different wall thicknesses and weld prep profiles.



Sturdy storage and transport case for the BRB 4, tools and accessories.



Cutting lubrication KSS-TOP:
The water soluble, fully synthetic cooling fluid extends the tool life of the tool bits. Contains no hazardous substances.
Pump sprayer (500 ml):
Code 790 060 226
Canister (10 l):
Code 790 060 227



Mobile air unit DWE 10:
Lubricator and air filter adjustable pressure range 0 – 10 bar. Flow max. 2.6 m³/min (92 cfm):
Code 790 093 060.
Air hose with quick coupling to connect the BRB machine with the mobile air unit DWE 10. Length: 4 m (15.748 in); ID 19.1 mm (0.752 in)
Code 790 093 061

Boiler Pipe Preparation Machines

Technical data	BRB 4 D	BRB 4 E
Dimensions [mm]	490 x 120 x 380	460 x 120 x 380
Dimensions [inch]	19.3 x 4.7 x 15	18.1 x 4.7 x 15
Weight without tools [kg / lbs]	approx. 9.0 / 19.8	approx. 9.0 / 19.8
Power [kW]	1.0	1.2
Air consumption [m ³ /min at 6 bar/90 psi]	1.2	–
Mains supply	–	230 V, 50 Hz or 110 V, 50 Hz
Speed [min ⁻¹]	approx. 50 – 110	approx. 35 – 120
Vibration level in accordance with EN 28662, part 1 [m/s ²]	2.5	2.5
Sound level in the workplace [dB (A)]	approx. 86 at idle-speed (average speed range) approx. 82 under load	approx. 86 at idle-speed (average speed range) approx. 81 under load

Application range	BRB 4 Kit 1	BRB 4 Kit 2	BRB 4 Kit 3	BRB 4 Kit 4	BRB 4 Kit 5
Code Pneumatic drive (D)	790 086 001	790 086 002	790 086 003	790 086 004	790 086 005
Code Electric drive 230 V EU (E)	790 086 011	790 086 012	790 086 013	790 086 014	790 086 015
Code Electric drive 110 V EU (E)	790 086 021	790 086 022	790 086 023	790 086 024	790 086 025
Pipe ID [mm]	19.1 - 33.8	32.0 - 61.7	32.0 - 110.8	19.1 - 61.7	19.1 - 110.8
Pipe ID [inch]	0.752 - 1.330	1.260 - 2.429	1.260 - 4.370	0.752 - 2.429	0.752 - 4.362
Pipe OD [mm]	64.0	73.0	114.3	73.0	114.3
Pipe OD [inch]	2.51	2.87	4.50	2.87	4.50
Wall thickness [mm]*	2 - 15	2 - 15	2 - 15	2 - 15	2 - 15
Wall thickness [inch]*	0.079 - 0.591	0.079 - 0.591	0.079 - 0.591	0.079 - 0.591	0.079 - 0.591
Pipe materials	High-alloy steels (stainless steel, material No. 1.40-1.45 according to DIN 17455 and DIN 17456), low-alloy and non-alloy steel, copper. Others on request.				

* depends on pipe dimension

The technical data are not binding. They are not warranted characteristics and are subject to change. Please consult our general conditions of supply.

Info-Hotline: +49 (0) 77 31 792-787 up to 789